



HOW TO DRAW A CatStronaut

SHARE YOUR
DRAWING!
#CATSTRONAUTS




STEP 1

WITH A PENCIL LIGHTLY DRAW
A POTATO. (ANY TYPE OF POTATO
WILL WORK. SWEET, IDAHO, IT IS
YOUR CHOICE!)




STEP 2

ADD 4 ELBOW NOODLES FOR THE ARMS
AND LEGS, 1 SPAGHETTI NOODLE FOR THE
TAIL, AND 2 TACO CHIPS FOR CAT EARS.



STEP 3

ADD IN MITTENS, BOOTS, A SPACE
HELMET AND A FACE.



STEP 4

NOW USING A PEN, OR A DARKER
PENCIL, GO BACK OVER YOUR DRAWING
AND ADD IN THE DETAILS LIKE THE
WHISKERS, COMPUTER, OR BUTTONS.