


THE DINOSAUR WHO LOST HER VOICE

by JULIE and FRANCESCA BALLARD GAMBATESA

©2019 EGMONT

HOW TO DRAW Milly Jo Brontosaurus

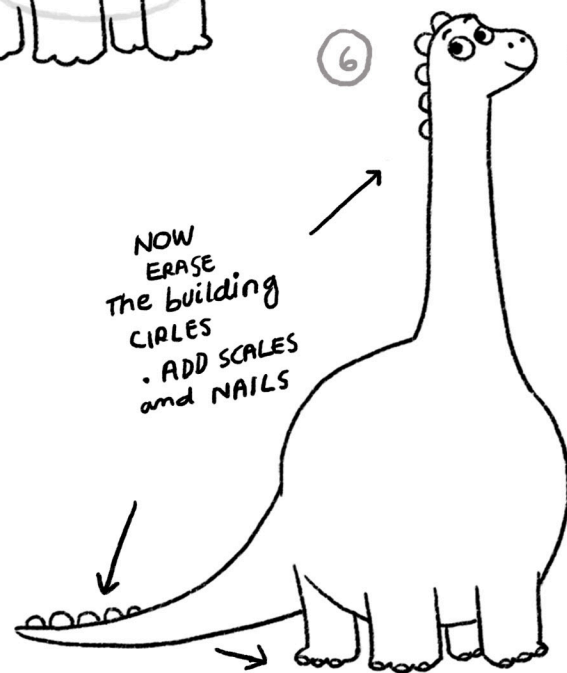
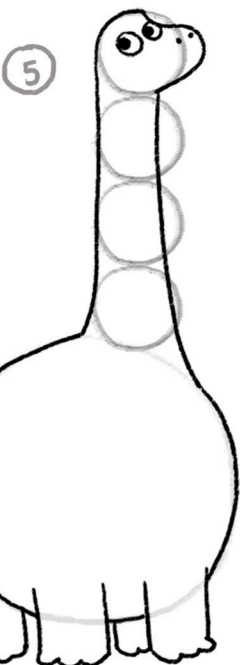

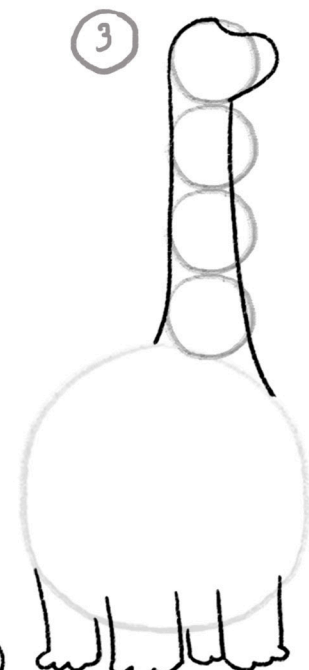


DRAW a LARGE circle and 4 SMALL circles on top with a LIGHT colored PENCIL



FIRST TOP circle is the HEAD

DRAW Milly's body LINE with a darker COLOR



NOW ERASE the building CIRCLES
• ADD SCALES and NAILS

DONE!
NOW COLOUR IN!

for more activity sheets go to www.francescagam.co.uk

